



# HAPPY HOURS SCHOOL

PITAMPURA, DELHI

# Summer

## HOLIDAYS' HOMEWORK

Hope your summer is filled with reading, writing,  
and most of all...fun!

### Class I



Kindly note:

You are required to submit your Holidays homework on June 24, 2024 between 8:00 am -1:00 pm to your respective CT in school.

## Class 1 Session 2024 - 25

### Theme – Nature's Nurture

### ENGLISH

One is never truly alone when accompanied by books. In the solitude of your room, a book can transport you to distant lands, introducing you to diverse people, giving you a vast exposure .

Reading is therapeutic! It heals the wounds of improper pronunciation, inexpressive recitation and irregular intonation. You have got an opportunity and time to read as much as you can.



Read books to discover a lot of new things!!

You may taste flavours of different story books such as :

1. The world belonged to us by Jacqueline Woodson
2. There's an Alligator under my bed by Mercer Mayor
3. The boy who loved words by Roni Schotter.
4. Diary of Worm by Doreen Cronin
5. Water boy by David Mc Phail
6. When will I read by Miriam Cohen

### Note – Story Telling session :

Students are required to enact any two stories from the mentioned above books / of their own choice, by using props in class on July 2, 2024. Students are required to keep the following points in mind while enacting the same .

- Voice modulation
- Facial expression
- Interesting Props



## Activity 1

### **Crafting my literary companion**

Create a vibrant **6-inch bookmark** filled with colorful images for an innovative touch.



## Activity 2

### **Discover the power of names**

Create an **A-3 size project** on Topic – Naming Words by pasting pictures of different animals and plants you see around you.

## Activity 3

### **The power of your pencil – Unlocking the magic of writing**

Students are required to write one page of writing daily in separate 4 liner English notebook related to different farm animals. Cover it with brown cover and decorate it beautifully in your own creative way.

## Activity 4

### **Lights ,Camera ,Learning !!**

"Imagine you have the chance to create a short video about your favourite animal to share with the class. Which animal would you choose and why? Speak 4 -5 lines about the same in your own creative way .

Picture is attached for reference .

Upload the video in the given link by June 20, 2024



<https://drive.google.com/drive/folders/1BtGGj9BpsN2C65Soo4zwajEvsni4aHIR?usp=sharing>

## **EVS**

Never be afraid to do what's right, especially if the well-being of a person or animal is at stake.

### **Activity 1 Safari Spectacle (Roll no. 1- 22)**

Imagine you own a zoo, which animals would you like to include in your zoo? Design a 3-D model of Zoo using eco friendly materials like newspaper, cardboard and sheets (avoid using thermocol ).



### **Habitat Haven – Exploring Animal Homes (Roll no. 23 onwards)**

Create a 3-D model of any one animal shelter using eco friendly materials such as newspaper, cardboard and sheets (avoid using thermocol /plastic).

Links for reference :- [https://youtu.be/ ZINVMII1Jw?si=3Wb3u1\\_eHC785\\_T3](https://youtu.be/ZINVMII1Jw?si=3Wb3u1_eHC785_T3)

[https://youtu.be/R9qIPojea2U?si=EiPBIEIDipw6GM\\_3](https://youtu.be/R9qIPojea2U?si=EiPBIEIDipw6GM_3)

<https://youtu.be/DSOVu10NVLi?si=IV7Q2dluSmKIGMR1>

❖ Best Model will be awarded certificate .

### **Activity 2 Global Adventures : Counties near and far**

Each student is required to choose a country according to his/her roll no and create a fact sheet. They can draw or paste pictures of the country's flag, a famous landmark, an animal native to that country, and a person in traditional clothing. They can also write one or two simple facts about the country on the back side of fact sheet.

**Materials Required**: A-4 Paper, crayons, markers, fevicol, printed pictures or drawings of flags, famous landmarks, animals, traditional clothing.

**Roll no.1 - 10** : Japan

11 - 20: India



21 - 30: United state of America

31 – 40 UAE

41 onwards : Russia

Picture is given for reference students are required to use their own creativity to create fact sheet .

**Country fact sheet**



<p>Capital City:</p> <p>Population:</p> <p>Size:</p> <p>Official Languages:</p> <p>Climate:</p> <p>Bordering countries:</p>	<p>Map:</p> <p>Flag:</p>	
<p>Nature:</p>	<p>Famous people:</p>	<p>Famous landmarks:</p>
	<p>Traditional foods:</p>	

## हिंदी

### ❖ गतिविधि १ - लिखित कार्य (यह कार्य सभी बच्चों को करना है |)

- हिंदी की उत्तर पुस्तिका में (०५ पक्षियों के, ०५ पानी में रहने वाले जीवों के, ५ माँसाहारी जीवों के) जानवरों से संबंधित विषय पर ३-४ पंक्तियाँ लिख कर सुंदर चित्र चिपकाइए या बनाइए |(प्रत्येक छात्र को कुल १५ सुलेख लिखनी हैं |)



### ❖ मात्रा खिड़की (अनुक्रमांक संख्या 1-22)

- अपने रोल नंबर के अनुसार अपनी कल्पना शक्ति का प्रयोग व पर्यावरण के अनुकूल सामग्री का प्रयोग करके (जैसे गते, कार्ट्रिज , शीट आदि) मात्रा खिड़की बनाइए |



- उदाहरण वीडियो -

<https://youtu.be/jFVnU6CdT1E?si=GqWp9dIPdPAnLLov>

## ❖ मात्रा चक्र (अनुक्रमांक संख्या 23-41)

- अपनी अनुक्रमांक संख्या के अनुसार अपनी कल्पना शक्ति का प्रयोग व पर्यावरण अनुकूल सामग्री (जैसे गत्ते, कार्ट्रिज, शीट आदि) का प्रयोग करके मात्रा चक्र बनाइए ।



उदाहरण वीडियो -

<https://youtu.be/rfblxVDHG7g?si=Yx3yzt4VCW3WoDK>

## MATHEMATICS

### Form Fusion – Crafting shapes into art

Students are required to create a 3D model of favourite animal using different shapes. Use materials like newspaper, cardboard and sheets to prepare the model, you may use readymade material like ice-cream box, shoe box, pastry box, old non-plastic water bottle etc. (Use of thermocol is not acceptable).



### Math Maverick – Exploring the world of numbers with creativity

- Students are required to do page no 23 in his /her Mathematics Drill Book .
- Solve interesting questions on page no 12 , 25, 26 , 27 , and 32 given in Primary Plus .

Students are required to print the worksheets attached below and submit them in an eco friendly paper bag or folder .

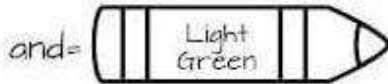






Name: \_\_\_\_\_

Class: \_\_\_\_\_

Colour the sight words:

















Name: \_\_\_\_\_

Class : \_\_\_\_\_

Fill in the blanks with the missing vowels.

		
cl_wn f_sh	s__ t_rtl__	cr_b
		
st_r f_sh	d_lph_n	__st_r
		
wh_l	__ct_p_s	j_ll_f_sh
		
s__h_rs__	l_bst_r	sq__d

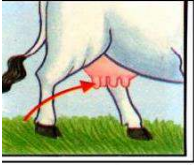








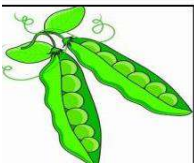
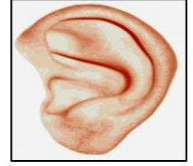


Name : \_\_\_\_\_

Class : \_\_\_\_\_

चित्र देखकर वर्ग पहली सुलझाओ ।



आ	द	का	ग	ज	म	ना
म	का	न	च	हा	व	व
क	ला	प	गा	ज	र	उ
स	न	म	ल	भ	थ	न
द	ड	ट	छ	च	ठ	ल
वा	न	र	श	व	ग	ट
त	ष	ऋ	त	ल	वा	र






Name: .....

Class : .....


## रिक्त स्थान भरो



घ .....




ग .....




फ .....



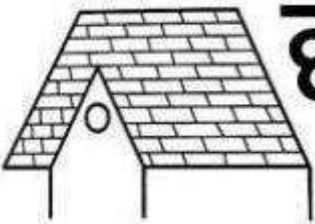
ई .....



ज .....




प .....



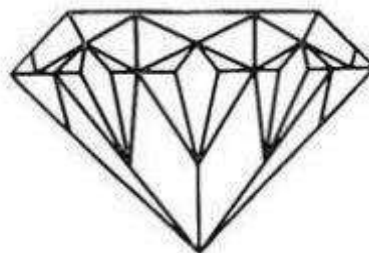
छ .....



व .....



ध .....



न .....





Name : \_\_\_\_\_

Class : \_\_\_\_\_

Fill the missing numbers by skip counting by 5s.

5			15
20			35
40			55
	65		80
		95	





Name: \_\_\_\_\_

Class: \_\_\_\_\_

# Frog Count to 120!

Count from 100 to 120 to connect the dots and finish the picture.

