

Kindly note: You are requested to submit your Holidays homework on 26 June 2023 between 8:00 am -1:00 pm to your respective CTs in school.

Class 2. Session 2023 - 24

Theme: G-20 SUMMIT

Hindi

Hindi: Learning outcome (बच्चे अपने घर का पता पूरे तरीके से बता पाएंगे)

1. दिए गए प्रश्नों की जानकारी लेकर कॉपी में लिखें-
 - क) आप किस देश के निवासी हैं ?
 - ख) आप कौन से शहर में रहते हैं ?
 - ग) आप अपना घर का पूरा पता लिखें।
 - घ) आपके क्षेत्र का पिनकोड क्या है ?

2. भूमिका: 'पृथ्वी हमारा घर है'

Learning outcome (बच्चे अपनी धरती को कैसे बच सकते हैं के उपाये सोच कर लिख पाएंगे)

पृथ्वी हमारे सौरमंडल का एकमात्र ऐसा ग्रह है जहाँ हम जीवित रह सकते हैं और इसलिए इसे बचाने की जिम्मेदारी हम सबकी है। पृथ्वी को बचाना इसलिए जरूरी है क्योंकि पृथ्वी हमें और बाकी जीव-जंतुओं को जीवित रहने लायक वातावरण देती है, साथ ही हमारे जीवन के लिए जरूरी संसाधन भी प्रदान करती है। इसी उद्देश्य की पूर्ति हेतु आइए हम सब इस दिशा में प्रयत्न करें।



परियोजना कार्य: "पृथ्वी हमारा घर है, और घर को नष्ट नहीं करते।

सबको आगे आना है, धरती को बचाना है।

अजब देश में हरियाली होगी, तब देश में खुशहाली होगी।

अगर आप अपनी आने वाली पीढ़ी के लिए पृथ्वी को बचाए रखना चाहते हैं, तो कौन-कौन से कदम उठाएंगे ?

एक सुन्दर पोस्टर के माध्यम से (a-4 शीट) पर दर्शाइए।

1. नीचे दिए गए चित्र में लिखें देशों के नाम याद करके व उनके फ्लैग्स के साथ a3 साइज़ पर पोस्टर बनाओ- (Learning Outcome : बच्चे g-20 के देशों के नाम याद कर पाएंगे व उनकी वर्तनी याद करके लिख पाएंगे।)



3. नीचे दिए गई कहानियों को सुनकर अपनी भाषा में लिखो-
(Learning Outcome: बच्चे पंचतंत्र की कहानियों को देख कर पढ़ व सुन पाएंगे।)

हाथी और चूहे-

<https://soundcloud.com/ruchi-varshneya/panchtantra-hindi-audiobook-haathi-aur-choohe>

धोखेबाज़ मगरमच्छ -

<https://soundcloud.com/ruchi-varshneya/panchantantra-hindi-audiobook-story-dhokebaaj-magarmachch>

2. समानार्थी शब्द : 2- 2 समानार्थी शब्द लिखो व याद करो । (3-in1 notebook)
(Learning Outcome: बच्चे समानार्थी शब्दों को याद करके लिखने में सक्षम होंगे।)

जल	आकाश	चन्द्रमा	पेड़	औरत
पक्षी	सुमन	धरती	महक	घोड़ा

इन शब्दों व उनके समानार्थी शब्दों से सुन्दर लिखावट में अलग-अलग वाक्य बनाओ ।

English

1. Headgears (Learning Outcome: Students will explore the ways to help to save their planet in creative manner)

Students will make headgears keeping in mind the topic:

- a) I Can help the land (Roll No 1-10)
- b) I Can help the oceans (Roll No 11-20)
- c) I can help the trees (Roll No 21-30)
- d) I can help the animals (Roll No 31 onwards)

Instructions :i) Students can either draw or paste pictures (4-5) on the headgear .

ii) The pictures should explain the ways the student can help, therefore must be relevant to the topic.

iii) The picture pasted or drawn must be clear and visible.

iii) The student should be able to wear the Headgear.

iv) He/She should be able to speak 8-10 lines including introduction, explaining the topic.

2. Read and Review:

(Learning Outcome: Students will read and listen to the flip book and learn new vocabulary. They will learn to organise their thoughts and write the review in their own words.)


- a) The Bookworm (by Lavanya R.N.)

<https://karaditales.com/FABdemo/play/the-book-worm/>



- b) The Rumour (by Anushka Ravishankar)

<https://karaditales.com/FABdemo/play/the-rumour/>



3. Write


(Learning Outcome: Students cursive handwriting will be improved, and vocabulary will be increased)

- Write five sentences in Cursive writing daily. (20 pages-25 pages of 3-in-1 notebook).
- Learn to spell and write word meaning (2 per day). After writing the word make a sentence using both words.


allow	about	beach	dream	drink
arrange	frown	continue	vanish	observe
dress	drama	error	entry	event
gather	annoy	similar	grand	volunteer
other	label	views	which	where
suppose	allure	delightful	destination	arrival
yesterday	today	tomorrow	tonight	describe
gasp	damp	wonder	reflect	whisper

Mathematics

Multiplication (Learning Outcome: Students will be able to visualise multiplication. They will be able to perform multiplication through the activity)



- Lego Multiplication** : Students need to demonstrate simple multiplication (Table 2-6) with the help of blocks.(Roll no 1-20)
Punch the holes and perform multiplication. Students need to do 12 sums of multiplication, (tables 2-6) on an A3 size sheet. (Roll no 21 onwards)



2. Make 3D Logo of G20 using and joining different 3D shapes (cube, cuboid, cone, sphere, etc) (Size A3 size)
3. **Learning Outcome: Student will be able to polish their mental maths skills.**
Solve 5 problems each of addition and subtraction daily (2 digits). (3 in 1 notebook)
4. Textbook A Pg 55-60. (3 in 1 notebook)
5. Learn and write tables from 2 to 12. (3 in 1 notebook)

EVS

1. Let's get Social

Learning Outcomes: Student will be able to explore their neighbourhood and will be able to interact with them. They will be able to understand the green approach to keep our earth green.)

Students will make a **picture collage** of their neighbourhood friends doing these activities:

- a) one who has planted a tree.
- b) one who uses reusable shopping bag.
- c) one who has picked up litter from the neighbourhood park.
- d) one who turns off the lights everytime they move out of the room.
- e) one who saves rain water.
- f) one who has a solar panel installed at their home or office.

Instructions: i) Students need to paste at least 5 pictures on an A3 sheet, with their friends doing these activities.

ii) The pictures should be of good quality.

iii) Students should be able to explain their experience in 2-3 lines for each picture.

iv) Students need to upload a digital collage on the classroom wall on _____(date).

v) They can use their parent's digital platforms like facebook and instagram and tag the school too.

2. The Clay Project: Our India

Learning outcomes: Student will be able to understand about India. They will be able to express their understandings in form of clay models.)

Students will form symbols of our Nation with the help of Clay.

- a) Our national bird.
- b) Our national flower.
- c) Our national fruit.
- d) Our national tree.
- e) Our currency- rupee symbol.

- Instructions: i) The clay model should be of appropriate size and should be presentable.
ii) The model should be presented in a box with a transparent lid (best out of waste).
iii) The box should be covered with G-20 nations flags on four sides.
iii) Stick the clay figures in the box only after it is dry.

3. Flash Card Brigade

Learning outcomes: Student will be able to understand and express different types of topics related to environment through flash cards.)

Students will make Flashcards on the given topics

- i) 6 Festivals of India (Roll No 1-4).
- ii) 4 places of Worship(Roll No 5-8).
- iii) 6 Occupations (Roll No 8-12).
- iv) 5 seasons (Roll No 12-16).
- v) Solar system on A3 Charts (Sun and 8 planets) (Roll No 17-20).
- vi) 6 Things we get from plants (Roll No 21-24).
- vii) 6 Things we get from animals (Roll No 25-30).
- viii) Means of transport - Air, Water, Land (3 each) (Roll No 31-35).
- ix) Means of communication- Personal and Mass communication- (3 each) (Roll No 36 onwards).

- Instructions: i) Students need to make flashcards on A5 Sheets.
ii) Label should be in print **font Calibri 30**

NA

French

NA

Computer Science

