



Happy Hours School

I am a Promise, I am a Possibility



HAPPY HOURS SCHOOL

SUMMER Vacation

FUN TASKS

Class III





Happy Hours School

I am a Promise, I am a Possibility

Dear Parents,

In summer's golden embrace, behold the holidays' allure,
When sun-kissed days dance freely, hearts find joy secure.
From bustling cities to serene shores, a world ablaze with glee,
Summer holidays arrive, unlocking souls and setting spirits free.

Summer vacations are a great time for the children to take a break from school and explore new interests and activities. So, let's pursue some interests and engage them in meaningful activities that can help them grow and develop.

- Summer vacations offer an excellent opportunity to pursue hobbies and master vital life skills like cooking, cleaning, and gardening, which not only aid in personal growth but also instill self-confidence and a lifelong love of learning.
- Help your child to be an early bird. Waking up early has two benefits. First you can stay productive and secondly you can do more activities that are stimulating and fun.
- Teach your child not to waste food. Acquaint with the hard work put in by the mothers and farmers.
- Expand your child's horizons and make him/her learn a new language while enjoying the holidays.
- Give wings to your child's imagination by the joy of reading, by visiting local libraries or bookstores, engaging math lessons with cooking, grocery shopping, and discovering the fascinating world of numbers.
- As a society, we are more connected and yet also less connected than ever before. So, in order to abridge this gap, share the values and culture of the extended family system by sharing interesting talks and anecdotes related to the same.
- Spend time outdoors with your child as it is the perfect time to engage in outdoor activities.
- Make travel plans with children to unveil captivating cultures, rich history, and breath-taking landscapes, as museums, historical sites, and national parks become their gateway to knowledge and adventure.
- Embrace the summer break with joyous bonding through board games, movie nights, culinary adventures, and making your children lend a hand in the household, forging cherished connections that last a lifetime.
- Carve out family time at the end of the day. Share stories with your children and impart some valuable life lessons and morals.

Last but not least, laugh together and strengthen your bond.

The last day for submission of holidays' homework is June 27, 2023, from 8:00am to 1:00pm

Fun Task

Kindly note: You are requested to submit your Holidays homework on 27 June 2023 between 8:00 am -1:00 pm to your respective CTs in school.

Class III Session 2023 - 24

Theme: G-20 SUMMIT

हिंदी -

अच्छा स्वास्थ्य और जीवन स्तर

भारत की जी20 अध्यक्षता बेहतर वैश्विक स्वास्थ्य संरचना तैयार कर रही है जिसमें वैश्विक स्वास्थ्य कल्याण को बढ़ावा देने और बीमारी और विकलांगता को समाप्त करके सभी देशों में सभी लोगों के लिए स्वास्थ्य में सुधार का लक्ष्य है। सभी अच्छे स्वास्थ्य के हकदार हैं इसलिए हमें भी स्वस्थ रहने के लिए हर संभव प्रयास करना चाहिए।


(गतिविधि 1)- इन छुट्टियों में आप प्रतिदिन सुबह की सैर पर जाइए और अपने माता-पिता या बड़ों के साथ नजदीक के पार्क में जा कर योग के आसन सीखिए। आसन करते हुए अपने चित्र को A-4 शीट पर चिपका कर एक एलबम बनाइए और लिखिए कि आपने कौन-कौन से आसन सीखे और आपको उनसे क्या लाभ हुआ।




(गतिविधि 2)- अपने रोल नंबर के अनुसार अपनी कल्पना शक्ति का प्रयोग करके निम्नलिखित कार्य सुंदर व साफ़ लेख में कीजिए -

* (फ्लैश कार्ड का मानक आकार 3 इंच x 5 इंच होना चाहिए।)


* रोल नंबर 1 से 10- कार्ट्रिज शीट का प्रयोग करते हुए किन्हीं 10 विलोम शब्दों के आकर्षक फ्लैश कार्ड तैयार कीजिए। एक शब्द का एक ही फ्लैश कार्ड बनेगा।



* रोल नंबर 11 से 20- व्याकरण की पुस्तक में से कोई 10 पर्यायवाची शब्दों के कार्ड बनाइए। एक शब्द का एक ही फ़्लैश कार्ड बनेगा।



* रोल नंबर 21 से 30 किन्हीं 10 अनुस्वार शब्दों के चित्र बना कर आकर्षक फ़्लैश कार्ड तैयार कीजिए। एक शब्द का एक ही फ़्लैश कार्ड बनेगा।



* रोल नंबर 31 से 40 किन्हीं 10 अनुनासिक शब्दों के चित्र बना कर आकर्षक फ़्लैश कार्ड तैयार कीजिए। एक शब्द का एक ही फ़्लैश कार्ड बनेगा।



* निर्देश- नीचे दिए गए काम को हिंदी की एक अलग प्रैक्टिस कॉपी में करें।

(गतिविधि 3)- पंचतंत्र की कोई 3 कहानियाँ पढ़िए व किसी एक कहानी से संबंधित चित्र बनाइए। उनसे मिलने वाली शिक्षा को अपने शब्दों में सुंदर व साफ़ लेख में लिखिए। प्रत्येक कहानी में आए कठिन शब्दों के अर्थ लिख कर वाक्य बनाइए।

(गतिविधि 4)- अपने अभिभावकों की मदद से प्रति सप्ताह दो बार 20 शब्दों की श्रुतलेख लिखिए और चेक करवा कर अपनी गलतियों का 3-3 बार सुधार कार्य कीजिए।

(गतिविधि 5)- सुलेख का अर्थ है सुंदर लेख। हम सुलेख लिखावट में सुधार करने के लिए लिखते हैं। सुलेख लिखने से हस्त लेखन में व मात्राओं में सुधार होता है। सुलेख लिखने से लिखने की गति तेज़ होती है। इन छुट्टियों में आप 10 पृष्ठ सुलेख लिखिए।

* अभ्यास कार्य -

(गतिविधि 6)- व्याकरण की पुस्तक (पृष्ठ 47) में दिए गए पर्यायवाची शब्द, (पृष्ठ 50) विलोम शब्द याद करिए

और हिंदी की एक अलग प्रैक्टिस कॉपी में लिखिए।

English

The theme of this year's G-20 Summit in India is **Vasudhaiv Kutumbkam or One Earth, One Family, One Future**. People from all over India must contribute to promote waste management and recycling. India has proposed to develop a G-20 park on this year's G-20 theme, i.e., Waste to Wonder Park. This park will depict sculptures of national birds and animals made using the "**waste to wonder**" concept. Every piece will be made of scrap and other waste materials. Keeping the above thought in mind, children are required to visit **Waste to Wonder Park** or have a virtual tour, and perform the following activities as per the given roll numbers.

Best Out of Waste

Activity 1

- Roll No. 1-15: **Indian Peacock**
Make a sculpture of an Indian Peacock using waste products. Prepare a fact sheet and write 6-7 facts about Indian Peacock on A3 Sheet. Highlight articles (a, an, the) in the same and paste the same sheet on a thin cardboard.
Reference Link:
[▶ DIY - How To Make Peacock| Best Out Of Waste | Home Decor | Show piece | B...](#)
- Roll No. 16-30: **Saudi Arabian Camel**
Make a sculpture of a Saudi Arabian Camel using waste products. Prepare a fact sheet and write 6-7 facts about Saudi Arabian Camel on A3 Sheet. Highlight pronouns in the same and paste the same sheet on a thin cardboard.
Reference Link:
[▶ How to make Rajasthan Decorative Camel Decorative Camel | Best out of waste...](#)
- Roll No. 30 onwards- **Eiffel Tower of Paris**
Prepare a fact sheet and write 6-7 facts about Eiffel Tower on A3 Sheet. Highlight action words in the same and paste the same sheet on a thin cardboard.


Activity 2

“Reading is a passport to countless adventures.”

Reading is an important way to build language skills. It exposes us to new words and ways of using language. It also helps us learn general information about the world.

Book Review: All students will read the stories from supplementary reader (Akbar and Birbal Stories) and answer the following questions. Make a book review of the following points on an A4 size sheet and paste it on a thin cardboard.

- The title of my book and the author’s name.
- All Characters
- My favourite character; Four words to describe this character.
- The place where the story happened and three words to describe the place.
- My favourite event
- Lesson I learnt




Activity 3

Dictation provides a chance to model writing behaviours, including handwriting, matching sound-to-letters to spell words and sentence formation. To work on handwriting and writing pace all students are required to take dictation of a paragraph in a three-in-one notebook once a week and do correction three times if required.

Mathematics

“Take a break and enjoy because this is the time of the year to rejoice, celebrate and also feel rewarded.”

1. The delegates from various G20 nations are visiting India for the summit. As part of welcoming the guest, you have decided to make a beautiful Rangoli using various shapes which you have known till now. Make a rangoli at your home using beautiful colours and paste the picture of the same on an A4 size sheet. Sample for the same is shared below.




2. Pictograph

The pictograph is a method to represent the data using images. Each image in the pictograph represents certain things. In other words, pictographs define the frequency of the data using images or symbols, which are relevant to the data.

Since our national animal is tiger, find out the population of tigers in any 10 nations who are participating in the G20 summit. Represent the data using pictograph and also write number names for the same data represented.

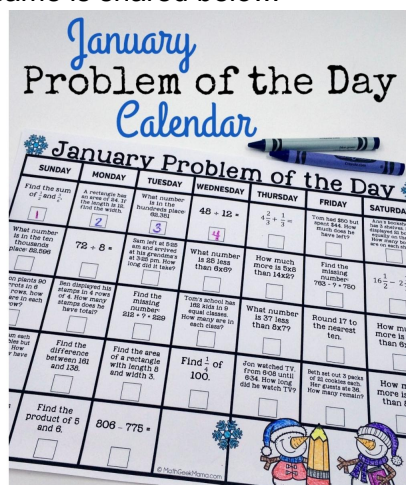
Sample for pictograph



3. Make your own creative calendar.

A calendar is systematic arrangements of days and dates in a month and arrangements of months in a year. A calendar is a chart or set of pages that lists the days and months of a year, in an organized way.

Build your own personalized calendar on an A3 size sheet by using story sums. The story sums will help to identify the date or day on the calendar. Sample for the same is shared below.



4. Do as directed

Roll no. - 1-10 Make your dream school depicting different 3D shapes.



Roll no. 11-20 Make your dream Maths city using 2D and 3D shapes.



Roll no. 21 onwards- Make your dream Maths playground using 2D and 3D shapes.



- Make a fact sheet using A3 size sheet of all the shapes and figures used in the holiday homework.

Science

ACTIVITY 1 Roll no. 1- 15

Spin O Egg


There are several types of animals that lay eggs! All birds lay their eggs before the eggs are ready to hatch. Some snakes, lizards, fishes, and insects keep their eggs inside their bodies until the moment of hatching. The egg-laying habits of animals seem to be related to the dangers to which their eggs may be exposed. Hence, some birds that nest in remote places lay only one egg each season. But certain fishes, whose eggs become food for hundreds of enemies, lay millions of eggs at a time.

Objective - To create a spin wheel of animals that lay eggs.

Make a wheel spinner on animals that lay eggs

Each segment of the spin wheel must have different egg laying animals, their habitat and their feeding habits.

Refer to the link for creating spin wheel - <https://pin.it/23u6R4t>



ACTIVITY 2 Roll no. 16 - 30

My Home

“The creation of something new is not accomplished by the intellect, but by the play instinct arising from inner necessity. The creative mind plays with the object it loves.”

Objective - To design a home of your choice.

Make a brochure of your dream house showing different rooms and the furniture used. On the backside of the brochure compare the vernacular architecture of Andaman and Nicobar Island.

Instructions : Use pictures and label the rooms details and materials used in construction of these houses .

Refer to the picture and the link for your ready reference :

<https://www.re-thinkingthefuture.com/2020/12/16/a2484-vernacular-architecture-andaman-and-nicobar-islands/#:~:text=The%20houses%20are%20of%20two,of%20the%20cooking%20takes%20place.>



ACTIVITY 3 Roll no. 31 onwards

Save Tiger

Every organism on this earth has a unique place in the food chain that contributes to the ecosystem in its own way. But, unfortunately today, many animals and birds are endangered. Natural habitats of animals and plants are destroyed for land development and agriculture by humans.

Objective - To ensure the survival and maintenance of the tiger population in specially constituted Tiger reserves throughout India.

Research and write about Project -Save Tiger

1. Enquire about organisations that aim at saving tigers.
2. What are their objectives?
Depict few major efforts undertaken by these organisations to increase number of tigers in our country.
3. I am a cub of tiger,I request mankind not to kill us but save us. Write a paragraph on how can we conserve population of tigers.
4. Make a mask of tiger to support your work.

ACTIVITY 3 Instructions (to be done in A4 size sheets)

Make sure it includes:

- A beautiful cover page
- Index along with page number.to thank my (subject) teacher who gave me a golden opportunity to work on this project. I'd also like to express my gratitude to my school Principal (name of principal) wholeheartedly. I must also thank my parents and friends for the immense support and help rendered while doing this project . Without their help, completing this project would have been very difficult.



'One Earth, One Family, One Future'.

Paste an article (from newspaper) about G 20 on A3 size sheet and write the answer of the following questions.

Q1. What does G20 mean?

Q2 . What is the theme of G20 2023?

Q3. How many countries are participating in G20? Name them.

Roll No. 1-20

Make the G-20 Mission 2023 Logo using flags of the following participating countries • Australia . United States of America • Mexico • India • Canada

The Logo is to be created on an A-3 sized Cardboard/Sheet in landscape.

Roll No. 21 onwards

Ek Bharat Shreshth Bharat

Ek Bharat Shreshth Bharat programme aims to enhance interaction & promote mutual understanding between people of different states/UTs through the concept of state/UT pairing.

Draw or paste political map of India on A-3 Size sheet and highlight Delhi, Andaman and Nicobar Islands and Lakshdweep Islands on the map and write 4 to 5 points of differences between Andaman and Nicobar and Lakshdweep Islands on the basis of their location, size, population, type, no. etc. on the same sheet in a beautiful handwriting.