



Happy Hours School

I am a Promise, I am a Possibility



HAPPY HOURS SCHOOL

SUMMER

Vacation

FUN TASKS

Class IV





Happy Hours School

I am a Promise, I am a Possibility



Dear Parents,

In summer's golden embrace, behold the holidays' allure,
When sun-kissed days dance freely, hearts find joy secure.
From bustling cities to serene shores, a world ablaze with glee,
Summer holidays arrive, unlocking souls and setting spirits free.

Summer vacations are a great time for the children to take a break from school and explore new interests and activities. So, let's pursue some interests and engage them in meaningful activities that can help them grow and develop.

- Summer vacations offer an excellent opportunity to pursue hobbies and master vital life skills like cooking, cleaning, and gardening, which not only aid in personal growth but also instil self-confidence and a lifelong love of learning.
- Help your child to be an early bird. Waking up early has two benefits. First you can stay productive and secondly you can do more activities that are stimulating and fun.
- Teach your child not to waste food. Acquaint with the hard work put in by the mothers and farmers.
- Expand your child's horizons and make him/her learn a new language while enjoying the holidays.
- Give wings to your child's imagination by the joy of reading, by visiting local libraries or bookstores, engaging math lessons with cooking, grocery shopping, and discovering the fascinating world of numbers.
- As a society, we are more connected and yet also less connected than ever before. So, in order to abridge this gap, share the values and culture of the extended family system by sharing interesting talks and anecdotes related to the same.
- Spend time outdoors with your child as it is the perfect time to engage in outdoor activities.
- Make travel plans with children to unveil captivating cultures, rich history, and breath-taking landscapes, as museums, historical sites, and national parks become their gateway to knowledge and adventure.
- Embrace the summer break with joyous bonding through board games, movie nights, culinary adventures, and making your children lend a hand in the household, forging cherished connections that last a lifetime.
- Carve out family time at the end of the day. Share stories with your children and impart some valuable life lessons and morals.

Last but not least, laugh together and strengthen your bond.

The last day for submission of holidays' homework is June 27, 2023, from 8:00am to 1:00pm



Kindly note: You are required to submit your Holidays homework on 27 June 2023 between 8:00 am -1:00 pm to your respective CTs in school.

**Class IV. Session 2023 - 24
Theme: G-20 SUMMIT**

HINDI

पर्यावरण संरक्षण

भारत की G20 अध्यक्षता के दौरान पर्यावरण को सुरक्षित करने और जलवायु परिवर्तन से जुड़ी भविष्य की चुनौतियों पर ज़ोर दिया जा रहा है। पर्यावरण स्वस्थ जीवन और ग्रह पृथ्वी पर जीवन के अस्तित्व में एक महत्वपूर्ण भूमिका निभाता है। पृथ्वी विभिन्न जीवित प्रजातियों के लिए एक घर है और हम सभी भोजन, हवा, पानी और अन्य ज़रूरतों के लिए पर्यावरण पर निर्भर हैं। इसलिए, प्रत्येक व्यक्ति के लिए अपने पर्यावरण को बचाना और उसकी रक्षा करना ज़रूरी है।

(गतिविधि 1)- इन छुट्टियों में आपने पर्यावरण संरक्षण के लिए जो-जो काम किए हैं फोटो सहित A-3 शीट पर एक रिपोर्ट लिखिए।

(गतिविधि 2)-खेल -खेल में सीखें -

* रोल नंबर 1 से 10- A 3 शीट का प्रयोग करते हुए अंग्रेज़ी व हिंदी दिनों और महीनों के नामों का आकर्षक चार्ट तैयार कीजिए।



* रोल नंबर 11 से 20- सर्वनाम के भेद व उदाहरण लिख कर A 3 शीट पर चार्ट बनाइए।



* रोल नंबर 21 से 30 हिंदी वर्णमाला के विभिन्न व्यंजनों का A 3 शीट पर आकर्षक चार्ट तैयार कीजिए।



* रोल नंबर 31 से 45 हिंदी विशेषण व भेदों का A 3 शीट पर आकर्षक चार्ट तैयार कीजिए।



<https://www.youtube.com/watch?v=cez2tC5a06E>

*निर्देश-नीचे दिए गए काम को हिंदी की एक अलग प्रैक्टिस कॉपी में करें।

(गतिविधि 3)- मुंशी प्रेमचंद की कोई तीन कहानियाँ पढ़िए व प्रत्येक कहानी में आए कठिन शब्दों के अर्थ लिख कर वाक्य बनाइए।

(गतिविधि 4)- अपने अभिभावकों की मदद से प्रति सप्ताह दो बार 20 शब्दों की श्रुतलेख लिखिए और चेक करवा कर अपनी गलतियों का 3-3 बार सुधार कार्य कीजिए।

(गतिविधि 5)- सुलेख का अर्थ है सुंदर लेख। हम सुलेख लिखावट में सुधार करने के लिए लिखते हैं। सुलेख लिखने से हस्त लेखन में व मात्राओं में सुधार होता है। सुलेख लिखने से लिखने की गति तेज होती है। इन छुट्टियों में आप 10 पृष्ठ सुलेख लिखिए।

*अभ्यास कार्य -

(गतिविधि 6) व्याकरण की पुस्तक (पृष्ठ 56) में दिए गए पर्यायवाची शब्द, (पृष्ठ 59) विलोम शब्द याद करिए और प्रैक्टिस कॉपी में लिखिए।

English


The theme of this year's G-20 Summit in India is **Vasudhaiv Kutumbkam or One Earth, One Family, One Future**. The theme affirms the value of human, plant, animal, and microorganisms and their interconnectedness on planet Earth. It's the responsibility of every citizen to make this planet a better place to live. Keeping that in mind, children are required to make a **comic strip** to raise awareness amongst their friends to reduce the use of plastic. Also, suggest some ways to reduce the burden of waste on Mother Earth and make India a zero waste nation. Pictures are attached for your reference. (to be done on A3 size sheet)



LET'S READ AND LEARN

Reading is essential and serves as a basic building block for learning. It helps to develop better comprehension skills. Keeping that in mind, all the students will read the stories from supplementary reader (Akbar and Birbal Stories) and will write a book review of it on an A-4 size sheet.

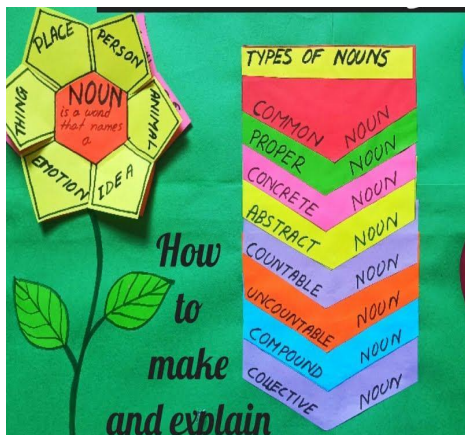
Reference image:



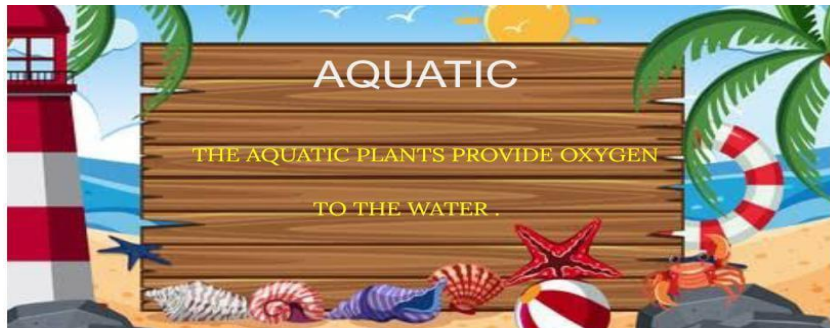
Perform the following activities as per the given roll numbers:

Roll no. 01 to 15 - A sentence has different parts of speech i.e. Nouns, pronouns, adjectives, adverbs, verbs, conjunctions, etc. You can pick any of the above topics and prepare a project on an A3 size sheet taking reference from the pictures attached. You can improvise it based on your creativity.

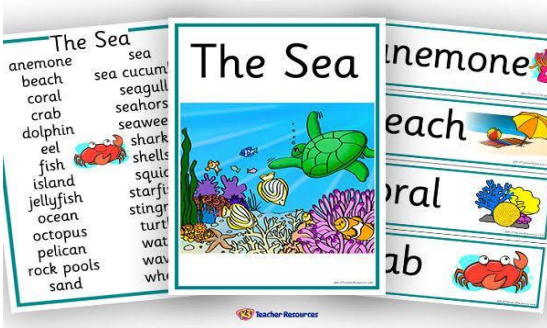
- Roll no. 01 to 05 - Nouns or Pronouns
- Roll no. 06 to 10 - Adjectives or Adverbs
- Roll no. 11 to 15 - Verbs or Conjunctions



Roll no.16 to 30- Dive into the ocean world and find out words related to ocean life (minimum 10 words). Frame sentences using those words in English language. You may present it aesthetically to enhance its overall appeal through pictorial presentation (to be done on A4 size sheet - one sentence on one sheet). An example for the same is attached below.



Roll no. 30 onwards- Splash around plants and animals of the ocean world and create a little dictionary of your own, developing on the theme of 'Life Under Water'. Write down all the difficult words that you have come across related to 'Life Under Water' (minimum 15 words in alphabetical order), in your 'dictionary' with their meanings. Also, design the cover page of your dictionary representing the given theme. You can take reference of words by watching movies like Finding Nemo, Ice Age, Shark Tale, Finding Dory etc.



Mathematics

Roll no 1 to 15

ROMAN NUMERAL CLOCK

Make a working model of a clock using roman numerals. Show the time gap between India and any one G20 country of your choice using the time zone followed by the country you have chosen on an A3 size sheet.

You may refer this video link for the same : <https://youtu.be/G8GSdrQRFLg>

Roll no 16 to 30

MODEL OF TRANSPORT

Make a model of any one mode of transport used by any one of the G20 member countries. Explain about your model on an A3 hard sheet by showing different geometrical shapes you have used in making your model.



Roll no 31 onwards
CURRENCY CONVERTER

Collect the pictures of currency notes of different G20 countries(at least 6). Paste it on a hard A3 sheet creatively giving it a 3d effect.Now complete the following table.



SNO	COUNTRY	CURRENCY	VALUE IN INDIAN RUPEES

Science

ACTIVITY 1 Roll no. 1 – 20

Animals : My best friends

“Save Animals Facing Extinction “ seeks change at all levels of government that will protect Earth’s most precious wildlife.

ANIMALS ARE NOT TO EXPERIMENT ON, EAT, WEAR, USED FOR ENTERTAINMENT, OR ABUSED IN ANY OTHER WAY.

Enquire about organisations like PETA , SPCA , WWF and create a project including the following aspects-

1. What do PETA , SPCA , WWF stand for?
2. What are their goals ?
3. What is their work and action centre ?
4. Read articles on wildlife conservation in Andaman and Nicobar Island. Write a paragraph on the same topic.

Refer to the link for reference :

https://www.petaindia.com/blog/peta-india-to-political-parties-follow-eci-model-code-of-conduct-banning-use-of-animals-in-election-campaigns/?utm_source=PETA%20IN::Facebook&utm_medium=Social&utm_campaign=0419::gen::PETA%20IN::Facebook::PETA%20India%20to%20Political%20Parties:%20Follow%20Election%20Commission%27s%20Model%20Code%20of%20Conduct:::link

ACTIVITY 1 (To be done oin A4 size sheets)

Make sure it includes:

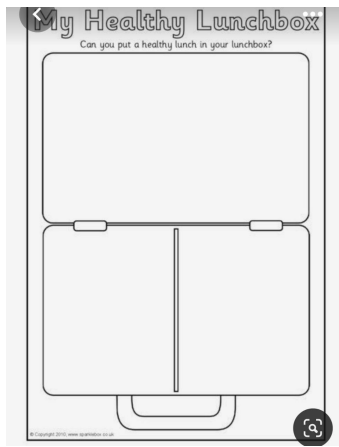
- A beautiful cover page
- Index along with page number.
- Acknowledgement. (I would like to thank my (subject) teacher who gave me a golden opportunity to work on this project. I would also like to express my gratitude to my school Principal (name of principal) whole heartedly. I must also thank my parents and friends for the immense support and help rendered while doing this project . Without their help, completing this project would have been very difficult.

ACTIVITY 2 Roll no. 21 -30

My healthy lunch box

An eating plan that helps promote health and manage your weight includes a variety of healthy foods.

Healthy eating lunchbox (cut and stick activity)



Pick any on G20 country .Explore about its food habits.
 Prepare two lunch boxes using cardboard or coloured sheets include healthy food items for a meal.Label the components of food used to make it a balanced meal and state its nutritional benefits.
 Compare the nutritional benefits of your Indian lunch box with the lunch box of your selected G 20 country . Use tags to show the comparison.

Activity 3 Roll no. 31 onwards


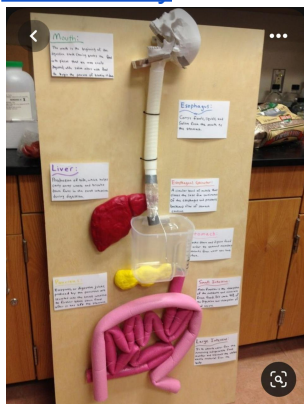
Human body at a look

- Prepare a model on any one the following topics
 - 1) Kinds of teeth
 - 2) Digestive system

Use your own creativity.

- Avoid use of plastic and thermocol.
- Instead use cardboard or clay or waste material.

Refer to the link given- [digestive system 3d model for science fair project | DIY at home easily](#)



Social Science

Roll no. 01 to 15 - EK BHARAT SHRESHTHA BHARAT

Make a travelogue on any one Island (Andaman & Nicobar Islands / Lakshadweep Island) that India chose as partner of Delhi for this year.

Refer to the given hints to be included -

- Distance
- How to reach / Route
- Cost of travel
- Sightseeing
- Culture and history

Include pictures and use your creative skills in enhancing its quality. You can use any sheet based on your preference , size of travelogue - A4 size.

Pictures are attached for your reference.



Roll no. 16 to 30 - Prepare a brochure related to any one G20 nation. Include pictures related to culture, language, religion and festivals celebrated in that nation.



Roll no. 30 onwards - Prepare creative flashcards representing fundamental rights relating them with real life examples.

Links are provided for your reference. You can improvise it based on your creativity (Size- A4 size).

- Roll no. 30 to 35 - Fundamental right 1, 2 and 3.
- Roll no. 36 onwards - Fundamental right 4, 5 and 6.

<https://images.app.goo.gl/u9qaDUNy2b3XGk2f9>

<https://images.app.goo.gl/L7ojvy4MLYxYX4qu6>

<https://images.app.goo.gl/CJYvPJ359PvHacsy9>

<https://images.app.goo.gl/jAF6xSwMWH87jGak7>

<https://images.app.goo.gl/84EHkQXSoV7PWLQJ9>

<https://images.app.goo.gl/934yKJxME3cjCs36>