



Happy Hours School

I am a Promise, I am a Possibility



HAPPY HOURS SCHOOL

SUMMER Vacation

FUN TASKS

Class V





Happy Hours School

I am a Promise, I am a Possibility



Dear Parents,

In summer's golden embrace, behold the holidays' allure,
When sun-kissed days dance freely, hearts find joy secure.
From bustling cities to serene shores, a world ablaze with glee,
Summer holidays arrive, unlocking souls and setting spirits free.

Summer vacations are a great time for the children to take a break from school and explore new interests and activities. So, let's pursue some interests and engage them in meaningful activities that can help them grow and develop.

- Summer vacations offer an excellent opportunity to pursue hobbies and master vital life skills like cooking, cleaning, and gardening, which not only aid in personal growth but also instil self-confidence and a lifelong love of learning.
- Help your child to be an early bird. Waking up early has two benefits. First you can stay productive and secondly you can do more activities that are stimulating and fun.
- Teach your child not to waste food. Acquaint with the hard work put in by the mothers and farmers.
- Expand your child's horizons and make him/her learn a new language while enjoying the holidays.
- Give wings to your child's imagination by the joy of reading, by visiting local libraries or bookstores, engaging math lessons with cooking, grocery shopping, and discovering the fascinating world of numbers.
- As a society, we are more connected and yet also less connected than ever before. So, in order to abridge this gap, share the values and culture of the extended family system by sharing interesting talks and anecdotes related to the same.
- Spend time outdoors with your child as it is the perfect time to engage in outdoor activities.
- Make travel plans with children to unveil captivating cultures, rich history, and breath-taking landscapes, as museums, historical sites, and national parks become their gateway to knowledge and adventure.
- Embrace the summer break with joyous bonding through board games, movie nights, culinary adventures, and making your children lend a hand in the household, forging cherished connections that last a lifetime.
- Carve out family time at the end of the day. Share stories with your children and impart some valuable life lessons and morals.

Last but not least, laugh together and strengthen your bond.

The last day for submission of holidays' homework is June 27, 2023, from 8:00am to 1:00pm



Fun Task

Kindly note: You are requested to submit your Holidays homework on 27 June, 2023

between 8:00 am -1:00 pm to your respective CTs in school.

CLASS V SESSION 2023-24

Theme: G-20 SUMMIT

हिंदी -


वसुधैव कुटुम्बकम्

भारत के G20 प्रेसीडेंसी का विषय "वसुधैव कुटुम्बकम्" या "एक पृथ्वी, एक परिवार, एक भविष्य" हमारे जीवन के साथ जुड़ा हुआ है। भारत की G20 अध्यक्षता एकता की इस सार्वभौमिक भावना को बढ़ावा देने के लिए काम करेगी। द ग्लोब ऑफ ट्वेंटी (G20) एक अंतर-सरकारी मंच है जिसमें 19 देश शामिल हैं - अर्जेंटीना, ऑस्ट्रेलिया, ब्राजील, कनाडा, चीन, फ्रांस, जर्मनी, भारत, इंडोनेशिया, इटली, जापान, कोरिया गणराज्य, मैक्सिको, रूस, सऊदी अरब, दक्षिण अफ्रीका, तुर्की, यूनाइटेड किंगडम और संयुक्त राज्य अमेरिका और यूरोपीय संघ।

(गतिविधि 1) - G20 में आने वाले देशों में से किसी एक देश के प्रसिद्ध धार्मिक स्थल, ऐतिहासिक स्थल, प्रसिद्ध व्यंजन, प्राचीन संस्कृति व त्योहार आदि के बारे में (100 से 150) शब्दों में विस्तार से बताते हुए A-3 शीट का प्रयोग करके चित्र सहित विवरण पुस्तिका (brochure) बनाइए।

(गतिविधि 2) - अपने रोल नंबर के अनुसार अपनी कल्पना शक्ति का प्रयोग करके निम्नलिखित कार्य सुंदर व साफ़ लेख में कीजिए।

* रोल नंबर (1 से 10) दिए गए चित्र को A-4 शीट पर बनाइए व एक स्वरचित कहानी लिखिए। अपनी कहानी को एक शीर्षक दीजिए।



* रोल नंबर (20 से 30) हमारे राष्ट्रीय ध्वज में प्रत्येक रंग का अपना महत्व है। A-4 शीट पर किसी एक G-20 देश में रह रहे अपने मित्र को पत्र लिखिए। या इन रचनात्मक शब्दों (लहराता, याद दिलाता, फहराता, जगाता, बनाता, दिखाता) जैसे शब्दों का प्रयोग करते हुए कविता लिख कर झंडे का चित्र बनाइए।

* रोल नंबर(30 से 45) क्या आपने जंगल बुक फिल्म देखी है, अगर नहीं देखी तो इन छुट्टियों में जरूर देखिए। कल्पना कीजिए कि आप किसी जंगल से गुजर रहे हैं और आपकी मुलाकात मोगली से हो जाती है, मोगली से हुई वार्तालाप और जंगल में बिताए क्षणों को(100-150) शब्दों में चित्रों की सहायता से A3 साइज शीट पर लिख कर एक एलबम बनाइए।

निर्देश -नीचे दिए गए काम को हिंदी की अलग प्रैक्टिस कॉपी में करें।

(गतिविधि 3)-अपने अभिभावकों की मदद से प्रति सप्ताह दो बार 20 शब्दों की श्रुतलेख लिखिए और चेक करवा कर अपनी गलतियों का सुधार कार्य कीजिए।

(गतिविधि 4)-सुलेख का अर्थ है सुंदर लेख। हम सुलेख लिखावट में सुधार लाने के लिए लिखते हैं। सुलेख लिखने से हस्त लेखन में व मात्राओं में सुधार होता है। सुलेख लिखने से लिखने की गति तेज़ होती है। इन छुट्टियों में आप भी 10 पृष्ठ सुलेख हिंदी की अलग प्रैक्टिस कॉपी में लिखिए।

अभ्यास कार्य -

(गतिविधि 5) -व्याकरण की पुस्तक (पृष्ठ 64) में दिए गए पर्यायवाची शब्द ,(पृष्ठ 67) विलोम शब्द याद करके फ्लैश कार्ड बनाएँ।

English

Activity -1 Journal writing

Journaling encourages your child to grow while discovering open-ended writing, instead of writing one assignment and being done, journal writing allows your child to write daily.

Write a journal everyday. Also include drawings of the weather as well as the food or delicacy you enjoyed on that day. Share it with your friends residing in any one of G20 participating nations and discuss the parameters given in the journal.



Activity 2

Make a poster on the sustainable development goals given by United Nations

Roll No. 1-10- zero hunger

Roll no. 11-20- Good health and well being

Roll no. 21-30- Clean water and sanitation(cleanliness)

Roll no. 31-40 Life on land

Roll no. 41 onwards -Gender equality


Activity 3

Book summary


A book summary gives the main idea and necessary proof without going into as much detail. Summaries will win out over full books. You can quickly memorize and understand the main idea and key points of the book.

Write a book summary along with a cover page on the following books assigned according to your roll number. Also write a character sketch for the Protagonist (main character of the story) and antagonist (villain of the story) .

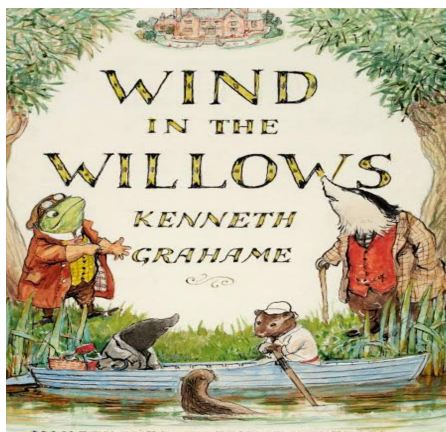
Roll no. 1-15 An Elephant in my Backyard by Shobha Viswanath



Roll no. 16-30 Tales from Panchtantra (Amar Chitr Katha)



Roll no. 30 onwards The Wind in the Willows by Kenneth Graham




Activity 4

Book review

Reading allows us to be taken from our own world to another. Between the pages of a book, we can become extremely involved in the lives of fictional characters and learn about a culture entirely different from our own. We can also learn new words and phrases, experience a range of emotions, and receive skills and knowledge.

Write a book review of Tenali Raman. Also make a cover page and put the review inside the cover page.




Mathematics

Roll no 1-15

3D Monument

Make a three dimensional model of a monument of any G20 country of your choice. Now explain the different types of two dimensional or three dimensional shapes you have used to make it on an A3 size sheet.




Roll no 16-30

Geo board

Make a Geo board using cardboard, colored chart paper, adhesive and rubber band.

Make different objects using various Mathematical shapes with the help of rubber bands. A sample video is given for you.


Link - <https://youtu.be/o1cCBCISnps>



Roll no 31 onwards

- a) Collect pictures of stamps used in G20 member countries. Now place these stamps on a graph paper which is pasted on A3 cardboard. By using the counting squares method, find the area of at least 5 stamps. Now find the area of the stamps in square cm.

Measure Stamps



- b) Trace your handspan on a graph paper pasted on a A4 size sheet. Find the area of the handspan by counting the squares method.

Science

Roll no 1 - 10

SKELETON CREEK

The skeletal system is our body's central framework. It consists of bones and connective tissues, including cartilage, tendons and ligaments.

Make a human skeleton puppet with paper cuttings, straws, threads, glue and scissors etc.

Refer to the link given below : <https://youtu.be/mTgmTWVynLc>



Using the skeletal puppet, dance on the tunes of the song (Link is given below). Also record your dance video. Be innovative and creative.

Link for skeleton dance : <https://youtu.be/e54m6XOpRgU>

Instructions for video recording :

- Video should be of 1-2 minutes in landscape mode.
- Background should be plain and clutter free.

Upload the video on the following Google Form

link. https://docs.google.com/forms/d/e/1FAIpQLScsZ4V1aTVuTF3Hh9vO8F5i73asnV1I00ySHOJkv3wiy_ty0Q/viewform?usp=sf_link

Roll no 11 - 20

MYSTERY BOX

Joints are the location where bones come together. Many joints allow movements between the bones. .

Activity 1 : Make a box including the following human joints -

- a) Ball and socket joint
- b) Hinge joint
- c) Gliding joint

Instructions :

Use waste material such as cardboard , ruler , ice cream sticks , scissors , glue , stiff straw , cotton threads, paper cups , rubber bands etc

Refer to the link given below :

<https://youtu.be/33ZUyfDjHkA>

<https://youtube.com/shorts/C4MIOoFLM2M?feature=share>

<https://youtuf.be/QkB6arY5YK4>

Roll no 21 -30 onwards

KNOWING ABOUT DISASTERS

Activity 1 : Natural disaster, any calamitous occurrence generated by the effects of natural, rather than human-driven, phenomena that produces great loss of human life or destruction of the natural environment, private property, or public infrastructure.

VISUAL EXPRESSION

Make a 3D model on any one of the following natural disaster.

1. Tsunamis
2. Flood
3. Drought

Instructions : Use waste material , avoid use of thermocol and plastic .

Refer to the link : <https://youtu.be/YS8HFLFIH5A>

Roll no 31 onwards

KNOWING ABOUT DISASTERS

Activity 1 - Collect information about any one of the G 20 countries and how do they tackle these calamities.

- a) Earthquake
- b) Volcanoes
- c) Cyclones

Design a newspaper on any one country stating how they tackle the natural calamity. Support it with the model on the natural disaster.



Refer to the links for your reference -

<https://youtu.be/oR9jTax6lSk>

<https://youtu.be/YS8HFLFIH5A>

Social Science

Roll No: 1-10

Introduction: An island is a body of land surrounded by water. In general, India has two major island groups: the Andaman and Nicobar Islands and the Lakshadweep Islands. The importance of these islands in terms of naval and military bases for India's security. In oceans and seas, they can be utilized for surveillance and communication.

Topic: Prepare a project on Andaman & Nicobar Islands/ Lakshadweep Island including its History, tourist places, cuisine, dress, culture, language, sports, vegetation, wildlife etc

Roll No: 11-20

Introduction: Earth is a unique planet in the sense that it has a life- supporting system on it which helps in the growth and development of life .These life supporting systems are part of the Lithosphere, Atmosphere Hydrosphere and Biosphere.

Topic: Prepare a 3D model representing major domains of earth.

(Lithosphere, atmosphere, Biosphere, Hydrosphere)

Roll No: 21-30

Introduction: The structure of the earth is divided into four major components: the crust, the mantle, the outer core, and the inner core. Each layer has a unique chemical composition, physical state, and can impact life on Earth's surface.

Topic: Prepare a 3D model representing layers of earth(Crust, Mantle and Core)

Roll No: 31-40

Introduction: As a renewable source of power, solar energy has an important role in reducing greenhouse gas emissions and mitigating climate change, which is critical to protecting humans, wildlife, and ecosystems. Solar energy can also improve air quality and reduce water use from energy production.

Topic: Prepare a 3D model of the Solar System.

Roll No: 41 onwards

Introduction: The climatic change has become a global concern over the last few decades. Besides, these climatic changes affect life on the earth in various ways. These climatic changes are having various impacts on the ecosystem and ecology. Due to these changes, a number of species of plants and animals have gone extinct.

Topic: Prepare a 3D model to show the effect of climate change on our environment.

You can consider below examples as reference.

